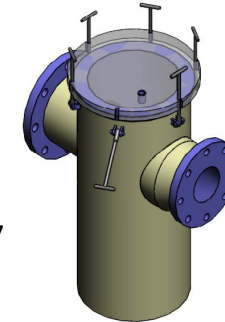
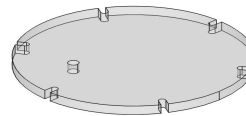
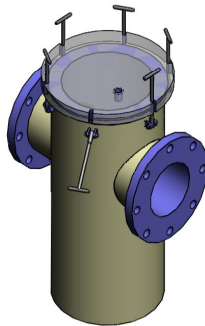
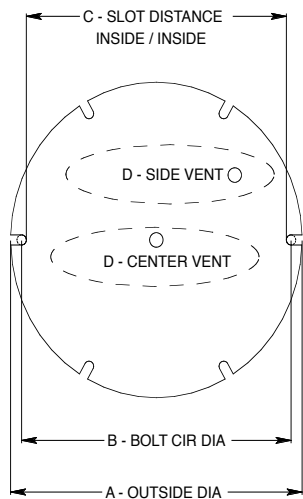


# ACRYLIC COVER / GASKET ID GUIDE



STRAINER INLET FLANGE	ACRYLIC COVER OD	ACRYLIC COVER THICKNESS	QTY OF FASTENER SLOTS	FASTENER BOLT CIRCLE DIAMETER	FASTENER SLOT DISTANCE INSIDE	1/2" NPT VENT POSITION	STRAINER MFG DATE	GASKET TYPE	GASKET DIMENSIONS ID / OD (DASH NO)	ACRYLIC COVER PART NUMBER	GASKET PART NUMBER	Notes
Image Below	A			B	C	D						
3"	9.5"	1"	6	8.3125	7.8125	Center	1991 or after	Flat	5.75" /7.25"	1-030-5105A	1-030-5105D	Original SW
	10.25"	1"	6	8.875	8.375	Center	2009-2015	1/4" O-Ring	2-442 ( 7.25/7.75")	1-030-5105AN	1-030-5105O	INTERCHANGEABLE
	10.392"	1"	6	8.892	8.392	Side	2015 or after	1/4" O-Ring	-441 (7/7.5")	1-030-5105AN	1-030-5105ON	
4"	11.5"	1"	6	10.25	9.75	Center	1991 or after	Flat	7.5" /9.25"	1-040-5105A	1-040-5105D	Original SW
	12.375"	1"	6	11.25	10.75	Center	2009-2015	1/4" O-Ring	2-448 (9.5/10")	1-040-5105AC	1-040-5105O	SWC
	12.392"	1"	6	10.892	10.392	Side	2015 or after	1/4" O-Ring	-447 (9/9.5")	1-040-5105AN	1-040-5105ON	NEW SW
6"	13.625"	1"	6	12.4375	11.9375	Center	1991 or after	Flat	9.25" /11.75"	1-060-5105A	1-060-5105D	Original SW
	14.75"	1"	6	13.5	13	Center	2009-2015	1/4" O-Ring	2-452 (11.5/12")	1-060-5105AC	1-060-5105O	SWC
	14.517"	1"	6	13.017	12.517	Side	2015 or after	1/4" O-Ring	-451 (11/11.5")	1-060-5105AN	1-060-5105ON	NEW SW
8"	15.625"	1"	6	14.4375	13.9375	Center	1991 or after	Flat	11" /13.5"	1-080-5105A	1-080-5105D	Original SW
	16.867"	1"	6	15.6	15.1	Center	2009-2015	1/4" O-Ring	2-456 (13.5/14")	1-100-5105A	1-080-5105O	SWC (uses 10" Original SW)
	16.517"	1"	6	15.017	14.517	Side	2015 or after	1/4" O-Ring	-455 (13/13.5")	1-080-5105AN	1-080-5105ON	NEW SW
10"	16.867"	1"	6	15.6	15.1	Center	1991 or after	Flat	12.25" /15"	1-100-5105A	1-100-5105D	Original SW
	19"	1.25"	8	17.75	17.25	Center	2009-2015	1/4" O-Ring	2-459 (15/15.5")	1-120-5105A	1-100-5105O	SWC (uses 12" Original SW)
	18.017"	1"	6	16.517	16.017	Side	2015 or after	1/4" O-Ring	-458 (14.5/15")	1-100-5105AN	1-100-5105ON	NEW SW
12"	19"	1.25"	8	17.75	17.25	Center	1991 or after	Flat	14.75" /16.75"	1-120-5105A	1-120-5105D	Original SW
	20.875"	1.25"	12	19.75	19.25	Center	2009-2015	1/4" O-Ring	2-464 (17.5/18")	1-140-5105A	1-120-5105O	SWC (uses 14" Original SW)
	20.017"	1.25"	8	18.517	18.017	Side	2015 or after	1/4" O-Ring	-462 (16.5/17")	1-100-5105AN	1-100-5105ON	NEW SW
14"	20.875"	1.5"	12	19.75	19.25	Center	1991 or after	Flat	16.75" /18.75"	1-140-5105A	1-140-5105D	Original SW
	22.625"	1.5"	12	21.68	21.18	Center	2009-2015	1/4" O-Ring	2-467 (19-19.5")	1-160-5105A	1-140-5105O	SWC (uses 16" Original SW)
	22.267"	1.25"	12	20.767	20.267	Side	2015 or after	1/4" O-Ring	-466 (18.5-19")	1-140-5105AN	1-140-5105ON	NEW SW



**ORIGINAL SW- UTILIZES A FLAT GASKET AND MANUFACTURED PRIOR TO 2015 WITH SERIAL NO < 12467**  
**SWC TYPE- UTILIZES A O-RING GASKET AND MANUFACTURED FROM 2009-2015 (ALSO SWMC MODEL)**  
**NEW SW- UTILIZES AN O-RING GASKET AND MANUFACTURED DURING AND AFTER 2015**

**\*\* INCLUDES REDUCING VERSIONS (RSW) , SWM**

**\*\* CONTACT FLUIDTROL IF YOU NEED HELP IDENTIFYING WHICH LID OR GASKET YOU NEED \*\***